


# DC-N3

Diagnostic Ultrasound System



*Performance | Efficiency | Design*

**mindray**

healthcare within reach

# REDEFINING THE BASE

## DC-N3

DC-N3 is the answer for your requirements of high image quality, versatility and affordability. The best in class, DC-N3, is truly a redefinition of the base, providing you with much more than just an ordinary ultrasound imaging system. With the most competitive price in the industry, it's all about helping you raise your expectations.

DC-N3 is a fully featured color Doppler system that supports your needs for faster, more reliable and more accurate diagnostics. With the best in class performance, efficiency and design, you can be assured of an outstanding ultrasound experience. The DC-N3 system is designed for your convenience. With its compact, user friendly and ergonomic design, it can be moved, used and positioned as per your requirements limitlessly. The automation functions, data management system and built-in battery allow you to focus on your patients uninterrupted.



## System highlights:

- ❖ Exceptional image quality to enhance your diagnostic confidence
- ❖ Wide range of transducers to meet the requirements of different applications
- ❖ 4D capability with various rendering modes and iPage (multi-slice imaging)
- ❖ Auto IMT (Intima-Media Thickness) measurement, to deliver a reliable carotid analysis
- ❖ TDI (Tissue Doppler Imaging) and Free Xros CM for comprehensive cardiac diagnosis
- ❖ One-key automation functions and extended measurement packages for an efficient diagnostic workflow
- ❖ iPower, iRoam and full DICOM compatibility providing you with state of the art connectivity



# Performance



With premium level ultrasound capabilities, DC-N3 guarantees you high performance. Equipped with advanced technologies, such as spatial compounding imaging and phase shift harmonic imaging, DC-N3 is the unique system resetting the standards in its segment. Compatible with up to 10 transducers, it's ready to serve your varying diagnostic requirements.

## 4D Imaging

Imaging in 4D offers you more than just a picture. The DC-N3 delivers tools that help you take advantage of the full value of volume data. With rich rendering modes and iPage (multi-slice imaging), viewing the fetus structure including the face, ear, nose and lips is now much easier.

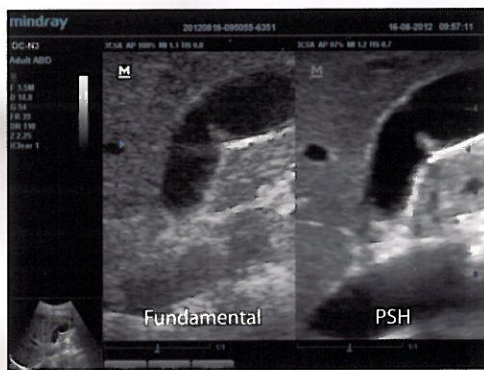
## Smart OB

With Smart OB function, you can measure fetal parameters automatically. The system will trace and calculate the BPD, OFD, HC, AC and FL after one click, providing you with higher efficiency during OB examination.



## PSH

Phase Shift Harmonic imaging, commonly known as Purified Harmonic imaging, plays an important role in ultrasonic nonlinear imaging. The PSH technique enables the suppression of spectral leakage, producing less noise and therefore better contrast images.



## iClear / iBeam

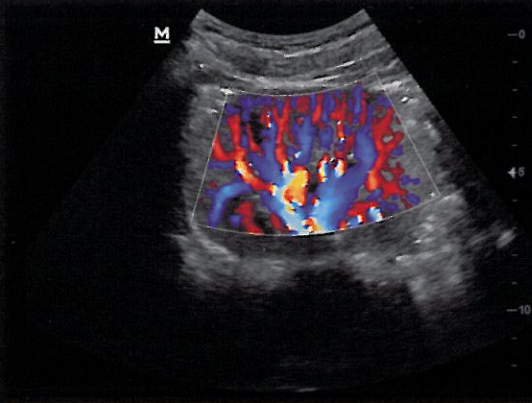
With iClear (speckle reduction imaging) technology, and iBeam (spatial compounding imaging) technology, you can reduce the image speckle noise, and acquire clearer and sharper lesion contours.

## TDI & Free Xros CM

Equipped with premium level functions such as the TDI (Tissue Doppler Imaging), DC-N3 will provide you with an ultimate tool for your daily diagnosis. The TDI function is capable of supporting the Color, Power, M and PW modes, integrating well with the Free Xros CM (Curved Anatomic M mode). This provides you with quantitative evaluation of the myocardium motion and synchronicity.

## Auto IMT

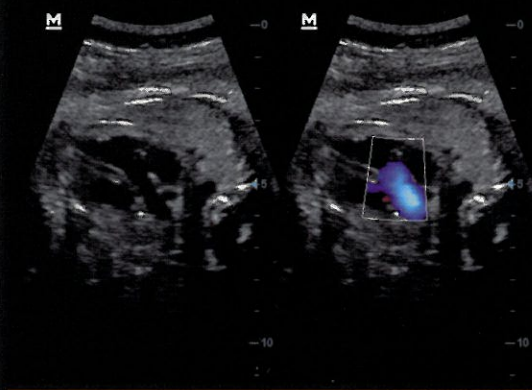
Auto IMT (Intima-Media Thickness) is used to automatically detect and calculate the thickness of carotid intima. With its comprehensive report, auto IMT will help you to evaluate carotid status accurately and efficiently.



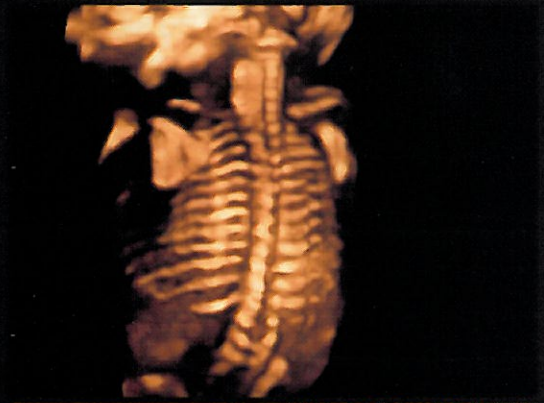
Kidney Perfusion



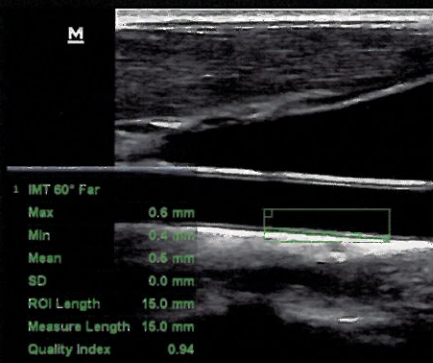
Polyp of Gallbladder



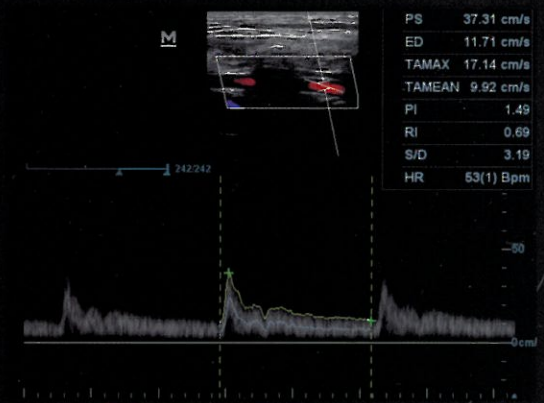
Fetal Aortic Flow



3D Fetal Spine



IMT of Carotid Artery



Vertebral Artery Flow



Testicle Flow



Aortic Regurgitation

## Transducers

Besides the highest transducer variety, the DC-N3 also offers you the best transducer technologies.

- ❖ With a 192 high density elements lens, the L12-4 will meet your critical requirement for detail tissue information.
- ❖ The L14-6 has a maximum frequency range from 6MHz to 14MHz, assuring you a fantastic image in both near and far field.
- ❖ With Mindray's patent technologies, the mechanical 4D transducer will provide you with the best image quality in class.



## iTouch

Acquire instant image optimization in B, Color, and PW modes, with the intelligent one key iTouch function.

## iPower

Get one hour of continuous scanning with the high capacity built-in battery. Eliminate the risk of losing your scanning information during power outages.

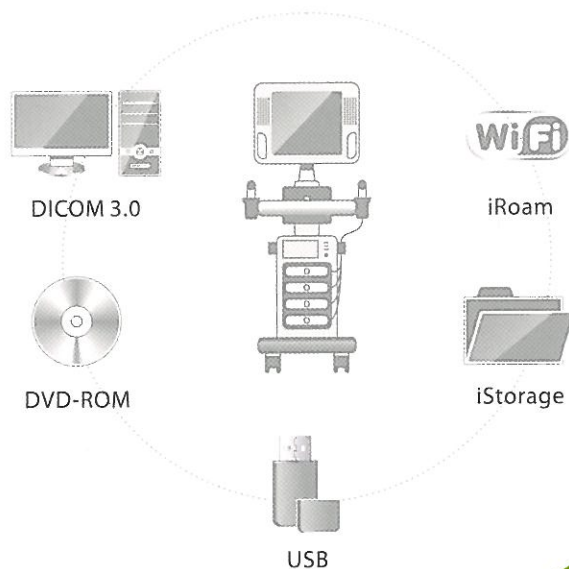
## Auto Measurement

Automatic measurement functions such as the Auto Doppler Trace and Auto LV offer you a fast scanning process, ensuring quality results.

## Data management



Review with iStation



With an intelligent workflow, the DC-N3 allows you to focus more on your patients while minimizing repetitive stress. Equipped with one-key automation functions, data management system and auto measurement functions for specific applications, it's all about maximizing your efficiency.



Efficiency





With a smart, compact and highly adjustable shape, the DC-N3 is designed for your everyday requirements. Reliable and practical, the DC-N3 comes with no limits. With an innovative ergonomic design, it's all about maximizing your comfort.



# DC-N3

Diagnostic Ultrasound System



● Subsidiary    ● R&D Center

The materials and information provided via this brochure are distributed internationally, but not all the products or services found on this brochure are necessarily available in your country or area. Please contact local office or agents to make sure of the availability of the relevant products or services.

**Mindray Medical Netherlands B.V.**  
Drs.W.van Royenstraat 8, 3871 AN Hoevelaken,  
The Netherlands  
Voice: (31-33) 254-4911  
Fax:(31-33) 253-4280

**Mindray Medical Italy S.r.l.**  
Via Girardo Patecchio, 4 20141 Milano,Italy  
Voice: (39-02) 5737 401  
Fax:(39-02) 5523-2018

**Mindray Medical España S.L.**  
Avenida Manoteras 38, Edificio B, Bajo B008. 28050-Madrid Spain  
Voice: (34-91) 392 3754  
Fax:(34-91) 392 3756

**Mindray Medical Germany GmbH**  
Zwischen den Bächen 4, 64625 Bensheim,Germany  
Voice: (49) 6251-17524-0  
Fax:(49) 6251-17524-20

**Mindray (UK) Limited**  
3 Percy Road, St Johns Park,Huntingdon, Cambs, PE29 6SZ United Kingdom  
Voice: (44) 1480 416 840  
Fax: (44) 1480 436 588

**Mindray Medical France SARL**  
Europarc Creteil 1 allée des cerisiers 94000 CRETEIL,France  
Voice: (33-1) 4513-9150  
Fax: (33-1) 4513-9151

**Mindray Medical Sweden AB**  
Rissneleden 136, 174 57 Sundbyberg, Sweden  
Tel:+46 8 555 54 121  
Fax:+46 8 555 54 101

**Mindray Medical Rus Co.Ltd**  
2 Zvenigorodskaya Street, 13, bld 41, 123022 Moscow, Russia  
Voice: (7-499) 553-6036  
Fax: (7-499) 553-6039

**Mindray Medical Colombia S.A.S**  
Room No.702,Torre UNIKA,Carrera 9 No.77-67, Bogota, Colombia  
Voice: (57-1) 3130892 / 3210916

**Mindray do Brasil – Comércio e Distribuição de Equipamentos Médicos Ltda.**  
Rua Tavares Bastos, 329, Perdizes, São Paulo - SP, CEP 05012-020  
Voice: (55 11)3124-8026

**Mindray Medical Mexico S. de R.L. de C.V.**  
Félix Parra # 175 Colonia. San José Insurgentes Sur Delegación Benito Juárez  
03900 México, D. F.C.P03900  
Voice: (52-55) 5661-9450 / (52-55) 5662-6620  
Fax: (52) 55 56 62 65 97

**PT.Mindray Medical Indonesia**  
The East 11th Floor, Unit 08 Jl. Dr. Ide Anak Agung Gde Agung Kav. E 3.2 No.1 Jakarta 12950  
Voice: +6221 29027280  
Fax:+6221 29027283

**Mindray Medical Egypt**  
Ground Floor - 11 El Imam Metwally El Sharawi Street, Sheraton Heliopolis - El Nozha, Cairo, Egypt  
Voice: +2 02 22691047  
Fax: +2 02 22691046

**Mindray Medical India Pvt. Ltd. (Delhi Office)**  
Unit No. 401/402 & G-31, NDM-1, Netaji Subhash Place, Wazirpur District Center, New Delhi - 110 034.  
Voice: +91 11 4923 0000  
Fax: +91 11 4923 0030

**Mindray Medical India Pvt. Ltd. (Mumbai office)**  
B-404, City Point, Andheri Kurla Road, Andheri East, Mumbai, 400 059, India  
Voice: (91-22) 4020-0000  
Fax: (91-22) 4020-0011

**Mindray Medikal Teknoloji Istanbul Ltd. Sti. (Istanbul office)**  
Yenibosna, Köyalt 1 Mevkii, 29 Ekim Cad., No.1 Kuyumcukent 2 No.lu plaza, 3. Kat, No:1-9 Bahçelievler  
istanbul, Turkey  
Voice: (90-212) 482 08 77  
Fax:(90-212) 482 08 78

**Mindray Medikal Teknoloji Istanbul Ltd. Sti. (Ankara office)**  
Hilal 6. Caddde (Aleksandr Dubçek Caddesi) No:18 / A, Y11d 1 z Çankaya, ANKARA  
Voice: (90-312) 441 96 92  
Fax:(90-312) 441 96 93

**Mindray Vietnam**  
Unit 2, 4th Floor, "B" Building, Broadway Office Park, 102 Nguyen Luong Bang Blvd., Tan Phu Ward, Dist.  
7, HCMC, Vietnam  
Voice: (84) 8 541 36970  
Fax: (84) 8 541 36971

**Mindray Medical Thailand Limited**  
1768 Thai summit Tower Room 407, 4th floor, New petchaburee Road, Kwaeng Bangkok, Khet Huai  
Khwang, Bangkok 10320, Thailand  
Voice: (66)2652788  
Fax: (66)26527266

DISTRIBUTOR:



**mindray** is a trademark owned by Shenzhen Mindray Bio-medical Electronics Co., LTD. Specifications subject to changes without prior notice.  
© 2010-2012 Shenzhen Mindray Bio-medical Electronics Co., LTD. All rights reserved.

**mindray**

Mindray is listed on the NYSE under the symbol "MR"  
Mindray Building, Keji 12th Road South, High-tech Industrial Park,  
Nanshan, Shenzhen 518057, P.R. China  
Tel: +86 755 81888998 Fax: +86 755 26582680  
E-mail: intl-market@mindray.com Website: www.mindray.com